
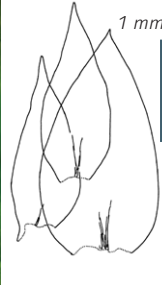
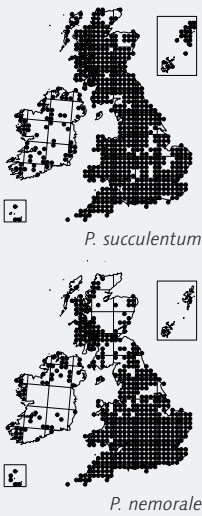


Plagiothecium succulentum/nemorale

Juicy/Woodsy Silk-moss

Key 296

**Identification**

These common and closely related species have sparsely branched shoots arranged in one plane. The leaves are 2–3.2 mm long, egg-shaped to narrowly egg-shaped, and are mostly more or less symmetrical. The nerve is weak and double, although it may reach as far as mid-leaf. *P. nemorale* is typically a dark, dull green, whereas *P. succulentum* is typically golden green and glossy, but confirmation requires microscopical examination of the leaf cells (broader in shape and tending to be in transverse rows in *P. nemorale*, and narrower and more overlapping in *P. succulentum*) although something of this difference can be discerned with a 20 hand lens in the field. Capsules are occasionally produced, are about 3 mm long, and more or less smooth when dry.

Similar species

P. denticulatum var. *denticulatum* (p. 780) is often even glossier than *P. succulentum*, and the leaves are asymmetrical, but microscopical examination is recommended. *P. denticulatum* var. *denticulatum* also tends to be smaller and more translucent. The capsules in *P. denticulatum* are furrowed when dry. *P. cavifolium* (p. 783) is closely related, but the leaves are concave and the shoots are cylindrical or only slightly flattened in one plane. *P. platyphyllum* (Smith, p. 874) is a rare species of mountains that cannot be certainly identified in the field. However, large plants resembling *P. succulentum*, and growing on wet, shaded mountain rocks, should be investigated in case they are this species.

Habitat

On soil, directly on siliceous rock and limestone, and on tree bases; able to grow in a wide range of conditions, in acidic to calcareous habitats, but avoiding the most strongly acidic places. Most often in woodland, but also in mossy overhangs and amongst boulders in upland districts; occasionally in springs.